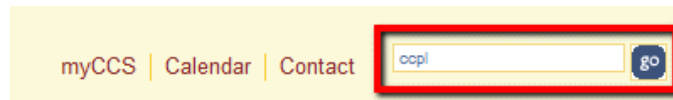



How to Check Out & Read a CCPL eBook in Your Browser

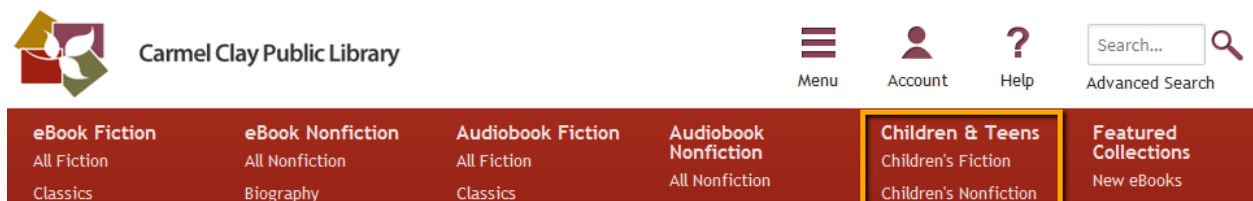
1. Go to your school's webpage and type **ccpl** in the search box



2. Click on **Children** and then click **eBooks**

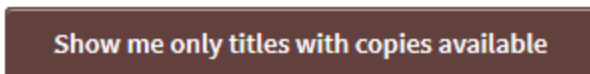


3. Select **Children's Fiction** or **Children's Nonfiction**

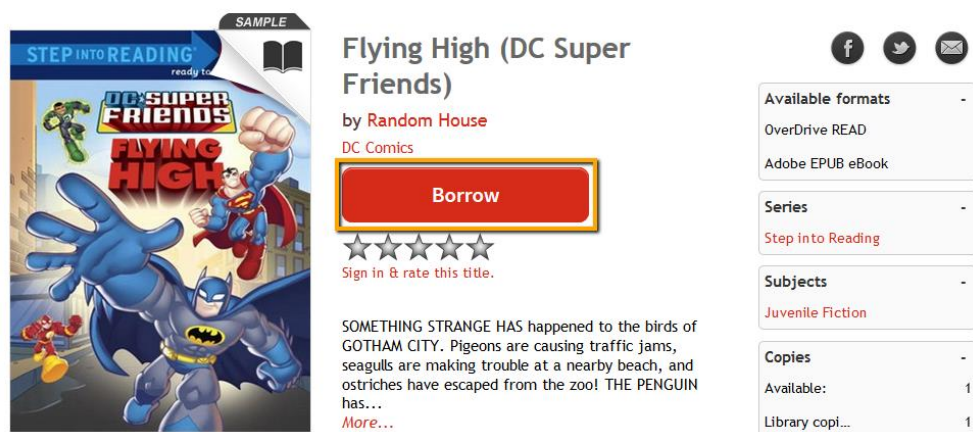


4. On the left side, click **Format** and select **OverDrive READ**

5. Click the **Show me only titles with copies available** button in the upper left corner



6. Find a book you want to read and click on it. Click the **Borrow** button to check it out.



7. Enter your CCPL library card number when prompted and click the **Sign In** button

8. Click **Read (in your browser)** to begin reading

